

Любий друже!

Перед тобою робочий зошит до підручника англійської мови 4 класу. Він допоможе тобі краще запам'ятовувати матеріал, який ти вивчив на уроці, та самостійно користуватися мовою в різних ситуаціях.

Виконуючи завдання, ти зможеш засвоїти різні зразки мовлення в письмовій формі. Тобі буде легше вживати нові слова та вислови, спираючись на малюнки. Ти також можеш спробувати себе в якості «творця», створюючи нові розповіді, малюючи листівки, малюнки та описуючи їх, складаючи власні розповіді тощо.

Якщо добре попрацюєш, ти з насолодою відчуєш спроможність спілкуватись англійською – усно й письмово – з дітьми та дорослими з різних країн світу. Тебе здивує, як цікаво оволодівати англійською мовою, читаючи про звичаї в англomовних країнах і розповідаючи про своє життя.

Бажаємо успіху!

Let's Start

1. Answer the questions about your first day at school in writing.

1. How do you feel on the 1st of September?

2. What can you talk about on the 1st of September?

3. What do you usually wear on your first day at school?

4. Is it fun to see your classmates again after the long summer holidays?

5. You are in Grade Four now, aren't you?


2. Match the parts of sentences and add one or two more.

1. Ann looks great	a) the city in summer.
2. Danylo has grown	b) a lot this summer.
3. Unfortunately, I stayed in	c) in her new school uniform.
4. I have read	d) a big holiday for us.
5. The first of September is	e) taller and stronger this summer.

Example: *Ann looks great in her new school uniform.
She has grown taller.*



This image shows a blank sheet of white paper with horizontal ruling lines. The lines are evenly spaced and run across the width of the page. There are no margins, text, or other markings on the paper.



Let's Start

4. Look at the pictures and write your story on them.

[illegible]

UNIT 1 Me and My Friends

1. Find six friendship words in the box and make up six sentences with them in writing.

t	f	r	i	e	n	d
o	e	h	e	l	p	r
g	a	f	u	n	t	s
e	r	e	a	l	s	i
t	h	a	n	k	s	f
h	d	a	d	o	r	e
e	a	l	i	k	e	x
r	d	g	y	n	k	r

Example: *Alice is my best friend.*

2. Finish the questions about your friend.

Example: *Is your friend _____? →
Is your friend in Grade Four?*

1. How many friends _____?
2. How do you spend _____ together?
3. Are your interests _____?

Unit 1

4. Who helps you when _____?

5. What can you _____?

3. Read the story and write the words instead of pictures.



Rita

She is my _____.



She always helps me when I am in _____.

Sometimes I have problems at _____.



Then we do our _____ together.

Rita often says to me, “Don’t worry. It is going to be _____.”



Rita is a real _____.



4. Look at the photos and write about two friends.

This image shows a blank sheet of white paper with horizontal ruling lines. The lines are evenly spaced and run across the width of the page. There are no margins, text, or other markings on the paper.

Unit 1

5. Match the pictures and write sentences about them.



John



Lizzy



Tom



Polly



Paul



Example: *John is from England. He is English.*



6. Read the sentences and write the same about your international friends.

Example: – *Nick lives in Liverpool. What about your international friend? – My international friend lives in Liverpool.*

1. Ann is a very smart girl. What about your international friend?

2. Polly is doing an international project. What about your international friend?

3. I like to make international friends. What about your international friend?

4. I speak English. What about your international friend?

5. I watch TV in the evening. What about your international friend?

6. I use the Internet a lot. What about your international friend?

7. Read Ann's story and fill in the words from the box (p. 12).**Ann's International Friend**

Look at the photo of my international friend. Her _____ is Fiona. This young pretty girl is from _____. She is _____. You can see her at _____ now. She studies the French _____ and her _____ says she is a fast _____.



Unit 1

Fiona likes to _____ international friends. Her school is doing an international _____. They use the _____ to connect to _____ Ukrainian classroom. Fiona and I _____ talk and write to each other in English. My _____ tell her a lot about our _____.

I want to meet Fiona in _____ some day.

<i>international</i>	<i>language</i>	<i>Scottish</i>	<i>project</i>	<i>teacher</i>
<i>school</i>	<i>learner</i>	<i>make</i>	<i>Scotland</i>	<i>name</i>
<i>can</i>	<i>person</i>	<i>Internet</i>	<i>country</i>	<i>our</i>
			<i>classmates</i>	

8. Look at the pictures and write a story how Daryna made an international friend.

At the Airport



9. Make up six sentences on the table and write them.

They say	the balloon	went up to the moon.
	something	happened at school.
	Cinderella	lost her shoe.
	Little Red Riding	didn't listen to her mother.
	Hood	went to a birthday party.
	Winnie-the-Pooh	saved Clara from the Mouse
	the Nutcracker doll	King.

Example: *They say the balloon went up to the moon.*

Unit 1

10. Look at the picture and answer the questions about the news of the day in writing.



1. What's the news of the day?

Example: *They say the balloon went up to the moon.*

2. Do you want to hear a real story?

3. What happened?

4. Are you kidding?

5. What was it?

6. What do you think?

11. Read the story and write the words instead of pictures.

Edward Scissorhands

I saw a very interesting _____
yesterday.



It was about a young _____
_____.



He had _____



for _____



Edward lived in a big _____



on the hill.

A saleswoman took him to her _____



Edward becomes friends with her _____



12. Look at the photos and write about the news.



Ukrainian
Artek;
The Carpa-
thians



exhibition;
children's
literature



Ukrainian soldiers;
to defend Ukraine

Unit 1

13. Answer the questions in writing.

Example: – *What did you learn from your friend?*
– *I learnt to dance from my friend.*

1. What did you learn from your mother?

2. What did you learn from your father?

3. From whom did you learn to use the computer?

4. You learnt to explore the earth from your teachers, didn't you?

14. Look at the pictures and ask your friend a question as in the model:

Model: *Did you learn to read from your Dad?*



15. Read the beginning of the story and complete it.

Thank you, friends!

I have got a lot of friends. I learnt so much from each of them!

16. Look at the pictures (p. 18) and write three-sentence stories about each of them.

Use:

Personally, I like _____.

I learnt _____ from _____.

You can see _____ in the picture.

Unit 1



This image shows a single sheet of white paper with horizontal ruling lines. The lines are evenly spaced and run across the width of the page. There are no margins, text, or other markings on the paper.

17. Find six appearance words and make up six sentences with them in writing.

c	s	h	a	r	e	c
p	n	m	m	i	s	s
l	j	a	k	i	n	d
a	o	n	y	g	s	i
y	l	n	f	r	j	o
l	l	e	o	e	q	r
w	y	r	v	a	w	x
z	y	s	z	t	l	m

Example: *My best friend has very good manners.*

18. Answer the questions about your childhood friend.

1. What was your best friend's hobby?

Example: *My best friend's hobby was playing ball games.*

2. What was your best friend like?

3. What were your common interests?

4. What were your favourite games?

5. How old was your childhood friend?

6. What colour was his / her hair?

7. What colour were his / her eyes?

Unit 1

19. Read the text and fill in the missing words from the box.

Oksana' Childhood Friend

Artem was Oksana's childhood friend. They went to the same _____. Oksana was six, and Artem was _____. He was a kind and _____ boy. Artem was _____ good-looking, with big blue eyes and a very nice _____. The _____ had a lot of interests: he _____ chess, drew _____, made clay models and what not. Oksana and Artem _____ played together. They shared their toys and never had a _____. By the way, Artem didn't have very good manners, sometimes he was _____.

When Oksana became a _____, her family moved to another town. She _____ Artem a lot. They _____ such great friends!

*naughty childhood were smile kindergarten
pictures missed boy five often very
fight schoolgirl played jolly*

20. Take a photo of your childhood friend and describe it.

My Childhood Friend

(Glue your
childhood friend's
photo here if
possible)

2. Who do you like to spend your free time with?

3. What do you like to do in your free time?

4. What is your favourite free time activity?

5. What can you do well?

6. What can you teach your friends to do in your free time?

You are the best sister in the word. You are _____
good kind
than some of my friends and I like to spend my free time
with you. I think you are the _____ girl I know, and
clever

Unit 2

[illegible]

Love, Mary

3. Read the beginning and the ending of the story and write its middle part (6–7 sentences).

Dick's Hobby

My name is Dick. My friends often call me “Dick collector”, because I like to collect different things.

[illegible]

As you see, my friends like my hobby. We enjoy spending free time together.

4. Look at the pictures and write your story on them.

This image shows a single sheet of white paper with horizontal ruling lines. The lines are evenly spaced and run across the width of the page. There are no margins, text, or other markings on the paper.

Unit 2

5. Match the pictures to the words / word-combinations and write 2–3 sentences with them.



a) to make a model;

b) to knit;



c) to make a dress;

d) to ride a bike;



e) to feed nestlings;

f) to embroider.



Example: *The girls like knitting. I also adore knitting. I have knitted socks for my little sister.*



6. Make up eight sentences on the table and write them.

I My friend My sister My classmates Ann My mum Dan and Vic We	adore(s) enjoy(s) is/are interested in	drawing. making models. sewing. embroidering. feeding nestlings. collecting stickers. climbing the hills. dancing.
--	--	---

Example: *I am interested in drawing.*

Unit 2

7. Read the story and write words / word-combinations instead of pictures.

My hobby is



knitting.

My granny can



_____ and



_____ and she taught me. Last Sunday my mum gave me



_____ and I



_____.

My sister will have her birthday soon and I am preparing her



a _____.



and I want to make a Ukrainian



called Motanka. The doll will wear an



_____ and an



_____. I think my sister

will like my present and add it to her collection.

8. Draw a colourful picture of your hobby and describe it in 7–8 sentences.

My Hobby



9. Read the words / word-combinations and write sentences with them in the correct column: *swimming, football, running, skiing, skating, playing hockey, boating.*

Summer Sports	Winter Sports
Example: <i>I can go swimming in summer.</i>	

Unit 2

10. Look at the pictures and write about one of the children's best hobbies as in the model.

Model: *Gymnastics is one of Ann's best hobbies.*



Ann



Sam



Alex



Helen



Val



Oksana



11. Read the ads of a sports club and fill in the words from the box.



Do you want to look sporty? Then come to our sports club. There are three _____ and a big _____. You can do _____ or go _____. Famous _____ will give you some classes. You can become a good _____ or a _____ in our club. Work for it, and your dream will come true!

club swimming gymnastics gyms swimming pool
athletes footballer tennis player


12. Draw the sport page of your diary here and describe it (6–8 sentences).

Unit 2


13. Match the portraits to the sport the athletes are famous for and write sentences with them.




a) biathlon



b) boxing



c) swimming



d) tennis



e) gymnastics



f) football

Example: *Denys Sylantiev is famous for swimming.*



14. Find eight sport words and write 2–3 sentences with them.

g	y	m	n	a	s	t	i	c	s
b	o	x	i	n	g	e	y	h	k
s	w	I	m	m	i	n	g	e	a
a	q	s	k	i	i	n	g	s	t
c	f	b	a	a	t	i	q	s	i
b	w	z	h	j	d	s	y	P	n
f	o	o	t	b	a	l	l	x	g

Example: *Many Ukrainian girls adore gymnastics. I like this sport too. My favourite gymnast is Anna Bessonova.*

15. Read the beginning of the story and write its ending (7–8 sentences).

Hockey and Football

Many boys in Ukraine like sports. They enjoy football in summer and hockey in winter. You can see small football pitches and skating rinks in many yards.

Unit 2

16. Look at the pictures and describe sports children like doing in Ukraine.




17. Match the pictures to the words / word-combinations and make up sentences with them.



a) tennis

b) rugby



c) car racing

d) roller skating



e) horse racing

f) football



Example: *Boys like playing rugby in Britain.*

But today many schools have their cricket teams. They are often mixed teams and are open for boys and girls. The children are taught the rules of this old British game: how to throw the ball if you are a bowler, how to hit the ball, to run and exchange places if you are a batter. The game needs much concentration and a lot of skills.

1. What is a traditional British game?

2. Why do children show little interest in this game?

3. Where can children learn this game?

4. Who can be a member of the team?

5. What rules do children learn?

6. Why do the players need to play the game well?

20. Draw a picture of British sports you'd like to try and describe it.



UNIT 3 The Place I Live in

1. Answer the questions about your native place in writing.

1. Where do you live?

2. What does your native place look like?

3. Where is it?

4. What makes your town/city/village cosy?

5. What is your town/village/city famous for?

6. Where do you like to spend your free time in your native place?


2. Match the parts of the sentences and add two more.

1. There are some	a) nice buildings in the town.
2. There is	b) nice squares and parks in the city.
3. There are a lot of	c) big forest near the village.
4. There are many	d) fountain in the middle of the square.
5. There is a beautiful	e) shopping centre in the village.
6. There is a	f) flowerbeds all around the city.

A black and white photograph of a young boy sitting on a wooden bench. He is positioned in front of a wall made of horizontal logs. The boy has short hair and is smiling at the camera. He is wearing a small cross necklace and white shorts. The bench he is sitting on is made of a single log. The background is a rustic log cabin wall.

Unit 3

4. Draw a picture of the place you live in and describe it in writing.



This is my Native Place



5. Complete the sentences.

Example: *I live in Shevchenko street.*

1. Our street is _____.
2. I live in a _____.
3. In front of my house _____.
4. Behind my house _____.
5. All our neighbours _____.
6. I personally _____.

6. Look at the pictures and ask your friend questions about them as in the model.

Model: *Is there a river in the village?*



_____	_____	_____
_____	_____	_____
_____	_____	_____
_____	_____	_____
_____	_____	_____
_____	_____	_____
_____	_____	_____

Unit 3

7. Read Oksana's story and fill in the words from the box.

A New Flat

We got a new *flat* last year. Now we live in a _____ building. It is in the _____ of the city. There is a nice _____ near my house and I often spend my time there. There are also many _____ and tall _____. They make the place _____. You can see many _____ in the park in any time of the day. Some of them bring their _____ for a walk.

<i>park</i>	<i>many-storeyed</i>	<i>flowerbeds</i>	<i>flat</i>
<i>trees</i>	<i>beautiful</i>	<i>centre</i>	<i>people</i>
			<i>dogs</i>

8. Draw a picture of your street/house here and describe it.

My Street/House



9. Match the pictures to the words / word-combinations and write 2–3 sentences with them.



a) a cottage



b) a dining room



c) a kitchen



d) a bathroom



e) a sitting room



f) a fireplace

Example: *Our dining room is big and cosy. We usually have our meals there. There are many chairs and a big table in the middle of the room.*

Unit 3

10. Look at the pictures (p. 42–43) and write sentences under them as in the model.



Model: *There are some chairs in the dining room. You can see some cups on the table.*



11. Read Lucy's letter and answer the questions in writing.

Dear Oksana,

I am very happy to tell you the news. We bought a big nice house. Now we live in South California. In front of the house there is a big yard with some tall trees. Dad says it's a good place for Sunday meals. We can also play badminton or tennis there.

Behind the house there is a swimming pool. It is very big. We often invite our friends for a swim. My brother and I do a lot of swimming every day.

There are five bedrooms in our new house. One bedroom is for guests. Come to our place and the bedroom will be yours.

Yours, Lucy

1. What house does Lucy write about?

2. Where does Lucy live now?

Unit 3


3. What is there in front of Lucy's house?

4. What is there behind the house?

5. What does Lucy like to do in the yard?

6. How many bedrooms are there in Lucy's new house?

12. Draw a picture of your flat / house and describe it in writing.



The House/Flat I Live in



[illegible]

Unit 3

14. Read the questions and write words instead of pictures.

1. Is there much  furniture in your room?

2. Is there much  _____ on the table?

3. Is there much  _____ in the bottle?

4. Is there much  _____ on the plate?

5. Is there much  _____ in your cup?

6. Is there much  _____ on your sandwich?

7. Is there much  _____ in the fishbowl?


15. Read the middle part of the story and write its beginning (3–4 sentences) and its ending (3–4 sentences).

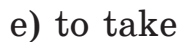
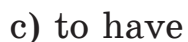
The Place I Like Best



So, I feel comfortable there. I can enjoy reading books or listening to my favourite music. I can relax after a hard working day.

16. Draw a picture of your fantasy favourite room and describe it in writing.



[illegible]

1. It is something you put your school books in. →

2. It is something you use in your Maths lessons. →

3. It is something you can read. →

4. It is something you can draw with. →

5. It is something you can eat at school. →

3. Read the text and answer the questions in writing.

Lunch Time

My name is Danylo. I live in a small Ukrainian town. I am a schoolboy. My school is in the centre of the town.

There is a playground near my school. My friends and I go there at lunch time to play games. But first we have lunch. Most of my classmates bring their own packed lunch from home. I carry it in my school bag, too. My packed lunch consists of a sandwich and fruit. I also have a bottle of water. Some children have a school dinner in the school canteen.

Lunch time is fun!

Example: *Where does the boy live?→*

The boy lives in a small Ukrainian town.

a) Where is Danylo's school?

b) What is there near the boy's school?

c) Where does Danylo go at lunch time?

d) What does he have for lunch?

Unit 4

e) Where does he carry his packed lunch?

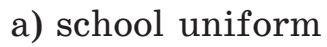
f) Why is lunch time fun?

4. Look at the pictures and write how you pack your school bag.



How I Pack My School Bag



This image shows a single sheet of white paper with horizontal blue or grey ruling lines. The lines are evenly spaced and run across the width of the page. There are no margins, text, or other markings on the paper.

Unit 4

6. Read the sentences and write the opposite using the pictures.

Example: You should wear a school jacket to school. →

You shouldn't wear jeans to school.



1. You should wear a school blazer to school.

2. You should put on a white shirt.

3. You should put on a school jumper.

4. Boy should wear long black trousers.

5. Girls should wear a black skirt.

6. I should wear a school uniform.



7. Read the text and fill in the words from the box (p. 53).

My Favourite Lesson

Once my class was going on a _____ trip. Our teacher, Miss Joy, told us that we _____ wear our school uniform. She explained that it was for _____ reasons.

On the morning of the _____, we gathered in the school playground. As the colour of the _____ was the choice of the school, we all _____ the same and couldn't get lost.

We all looked the _____ except one boy, Jack. He was _____ a school uniform, he had a tracksuit on.



The Place I live in

Miss Joy was not _____ about it but she kindly let Jack join us.


It turned out that she _____ too kind. Jack got lost on the trip. The police found him within an hour, but our trip wasn't much fun.

Now we all know that the safer, the _____.

<i>class</i>	<i>happy</i>	<i>school</i>	<i>better</i>	<i>safety</i>	<i>uniform</i>
<i>same</i>	<i>should</i>	<i>was</i>	<i>trip</i>	<i>not wearing</i>	<i>looked</i>

8. Draw your school logo and describe it.

My School Logo

_____	

9. Read the words / word-combinations and write sentences with them in the correct column (p. 54):

videos, a laptop, educational TV channels, an interactive white board, listening to stories, sending e-mails, a web cam, a data projector, new devices.

Unit 4

Learning in a traditional way	Learning in a new way
Example: <i>I like watching videos in the classroom.</i>	

10. Show agreement or disagreement in writing.

a) I don't mind watching a video at the lesson.
Neither do I. = agreement / OR I do. = disagreement

b) I don't mind using new devices at the lesson.

c) I don't mind watching educational channels.

d) I don't mind using an interactive white board.

e) I don't mind listening to songs at the English lesson.

f) I don't mind sending e-mails.



My favourite classroom equipment is an interactive white board...

[illegible][illegible]

Unit 4

13. Find six playground words and write sentences with them.

b	a	h	o	p	s	c	o	t	c	h	g	x
h	i	d	e	a	n	d	s	e	e	k	r	y
c	d	a	m	r	u	n	n	c	i	n	g	z
e	h	a	v	e	a	s	n	a	c	k	s	o
g	h	p	l	a	y	t	a	g	h	i	n	g
i	j	n	f	o	o	t	b	a	l	l	t	m
k	l	g	g	s	k	i	p	f	m	q	u	w

Example: *Hopscotch is a popular activity on school playgrounds.*

14. Make up six sentences on the table in writing.

I My friend My class- mates My school- mates We My desk- mate	can	<ul style="list-style-type: none"> • play tag • hopscotch • play hide-and- seek • play foot- ball • do yoga • do karate • eat a snack 	<ul style="list-style-type: none"> • in the school playground • on our large playing field • on an ad- venture playground 	at lunch time. at break time. after classes. in good weather.
---	-----	--	--	--

Example: *I can play football on our large playing field after classes.*

15. Read the story and write words / word combinations instead of pictures.

Taras's School Playground

I am in Grade Four this year. I have a lot of



classmates. We are very friendly.

Our



_____ often takes us

_____. We like



together. I adore



when the weather is good. Yesterday it was



_____ the whole day. So we were

Unit 4



_____ at our lesson. After

classes we



_____. My friend

and I were playing



_____ together when our parents came. School was over. It was a pity to part with classmates.

16. Glue / draw a picture of your school playground and write 5–6 sentences about your favourite playground activity.

My Favourite Playground Activity



UNIT 5 Holidays

1. Match the parts of the sentences and add 2–3 more sentences.

1. We usually decorate	a) and prepare a big concert for them.
2. For every holiday	b) embroidered shirts and blouses on this day.
3. As a rule, there are	c) an assembly hall with many-coloured balloons, ribbons and flags.
4. We want to please our guests	d) some sport competitions on that day and children take part in them willingly.
5. On holidays we	e) get together and have a lot of fun.
6. Traditionally many children wear	f) my mum cooks a tasty meal.

Example: *We usually decorate an assembly hall with many-coloured balloons, ribbons and flags. The decorations make the assembly hall beautiful. It has a holiday look and we are all in good mood.*

[illegible]

Unit 5

2. Change the sentences as in the model.

Model: It is such a nice holiday. → *The holiday is so nice.*

1. Your granny has baked such a tasty pie.

2. You've painted such a beautiful greeting card.

3. It is such a romantic poem.

4. You've told me such an amazing story.

5. The pupils gave such an exciting performance.

6. You have such a pleasant voice.

3. Read the story and fill in the words / word-combinations from the box (p. 61).

My School Celebrations

I adore celebrations in my school. All pupils feel _____ and proud. We _____ our school before the celebrations, organize different _____. Last autumn we had a flower exhibition and our class got the first _____ for the bouquet "Glorious Ukraine". We


also had a funny _____ “a three-legged race”. My friend and I _____ in it, but we didn’t win. I enjoy spending _____ with my friends at school celebrations.

bouquet – букет

<i>prize</i>	<i>free time</i>	<i>comfortable</i>	<i>exhibitions</i>
<i>decorate</i>	<i>competition</i>	<i>took part</i>	<i>celebrations</i>

4. Draw a picture of your favourite holiday here and describe it in writing.

My Favourite Holiday



5. Find eight autumn celebration words and make up sentences with them in writing.

l	t	m	v	a	p	s	w	y	u
p	u	m	p	k	i	n	h	f	j
t	r	u	b	a	c	q	f	r	o
u	k	y	n	s	n	f	b	u	h
y	e	t	n	v	i	q	n	i	a
y	y	r	h	g	c	a	i	t	r
f	i	r	e	w	o	r	k	s	v
u	e	q	b	o	n	f	i	r	e
i	w	z	a	v	n	b	v	d	s
o	q	x	e	e	t	r	e	w	t
v	e	g	e	t	a	b	l	e	s

Example: *Autumn brings the harvest time.*

This image shows a single sheet of white paper with horizontal ruling lines. The lines are evenly spaced and run across the width of the page. There are no margins, text, or other markings on the paper.

6. Complete the sentences.

Example: *There is one day a year when we celebrate the harvest day.*

1. We get together and _____
2. Traditionally _____
3. We enjoy _____
4. Thanks to _____
5. _____ symbolizes the beginning of autumn.
6. On this day _____
7. _____ best.

7. Read what children say about their autumn holidays (p.63–64) and write 3–5 sentences. Use the plan.

- in what country they celebrate the holiday;
- when they celebrate it;
- what traditions they have on this day.



Helen

This holiday means the time to go to school, to meet your old friends and teachers.

Bob



Happy Turkey Day everybody! Have fun with your friends and family members.



David

We are going to have the greatest picnic a year. On Sunday Dad and uncle Sam promised to play football with us. It's fun when children and parents play together.

Ann



“Give a penny for a guy” and in the evening you’ll enjoy the greatest fireworks.

Example: *I think Helen speaks about “Knowledge Day”. They celebrate it in September in Ukraine. Traditionally, children bring many flowers and present them to their teachers...*

8. Draw your greeting card for any English / American autumn holiday here and describe it in writing.

My Favourite English/American Holiday



9. Match the pictures to the words / word-combinations and write 2–3 sentences with them.



a) candles

b) church

c) Christmas cards

d) Santa Claus

e) reindeer

f) Christmas wreath



Example: *I like getting Christmas cards. They are so beautiful and colourful! I personally try to make my own cards and present them to my relatives and friends.*

[illegible]

Unit 5

10. Read word-combinations and write 2–3 sentences as in the model.

Model: *Christmas decorations* →

Christmas decorations in Ukraine are different from decorations in China. We don't use only red colour in decorations.

- Christmas meals
- Christmas traditions
- Christmas symbols
- Christmas presents
- Christmas time
- Christmas weather

11. Read Tommy's story and write words/word-combinations instead of pictures.



Christmas is my favourite holiday.
All members of my family are

getting ready for it. I adore decorating



Cristmas Tree with _____ and



_____. Dad puts an



on the top of a _____ . My brother hangs



_____ on the door of our house. And my

little sisters hang _____ over the fireplace.



My granny bakes a tasty _____ and



_____. In the morning you can see



_____.



_____ brought

them for all of us.

Unit 5

12. Draw a picture of your favourite Christmas tradition here and write about it.

Christmas Tradition

[illegible][illegible]

13. Answer the questions about your favourite winter holidays in writing.

1. What winter holidays are popular in your country?

2. What is your favourite winter holiday?

3. When do you celebrate this holiday?

4. What are the symbols of this holidays?

5. What are the traditions of this holiday?

6. What do you like doing on this day?

14. Read the boy's "Weather Talk" and fill in the correct word.

I like sunny (sun/sunny) weather in winter. I'm not afraid of _____ (frost/frosty). I put on my warm clothes and go out to play in a _____ (snow/snowy) yard. I dislike a strong _____ (wind/windy) but I know when the weather may be _____ (wind/windy). I look at the sky: if it is _____ (cloud/cloudy), it may be _____ (rain/rainy) or even _____ (snow/snowy). It's fun to guess the weather, isn't it?

Unit 5

15. Read Ivanko's letter to his e-pal and fill in the words from the box.

Hi, Sam,

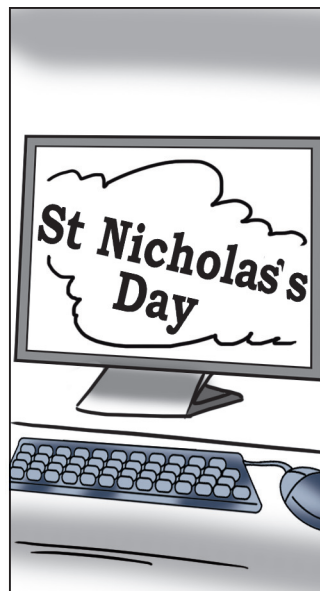
It's winter in Ukraine and I like it best. Do you know why? Firstly, the weather in winter is so _____, and I can go _____ and _____. Secondly, there are so many _____ holidays. St Nicholas's Day is my favourite one. As I live in Lviv, there are many wonderful _____ on this day. One of them is getting a _____ or a nice _____. But traditionally everybody gets a present from _____, because he is all children's defender. Do you agree with me?

Yours, Ivanko

present skiing snowy skating exciting
traditions whipping rod St Nicholas

16. Look at the pictures and write a story about Taras's celebrations of winter holidays.



[illegible]

UNIT 6 Nature Around Us

1. Answer the 'what' questions in writing.

Example: – *What do you want to learn about the sky?*
– *I want to learn about the stars.*

1. What makes the sky?

2. What are the stars like?

3. What planets can you see in the night sky?

4. What can you see in the sky in the daytime?

5. What can you see in a planetarium?

2. Look at the pictures and write what the children were doing the whole evening yesterday.



Example: *The girl was watching the sky.*





3. Read the text and fill in the missing words from the box.

Dinner at Granny's

My name is Bohdan. I am a Ukrainian schoolboy. My _____ is skywatching. I learnt to do it from my _____. He is an astronomer and knows much about the _____. Sometimes he takes me to the _____ where we can look at the stars with a telescope. It is so interesting to _____ the secrets of nature!

Last weekend my dad and I visited the _____ Museum in Zhytomyr. It carries the name of Academician Serhiy Korolyov, the famous space _____ engineer. You won't believe it but I _____ the automatic interplanetary station "Lunokhod-2", samples of astronauts' food, _____ and even lunar soil there. We were enjoying the exhibition the whole _____.

Now I want to find out _____ about the moon.

*hobby open Ukrainian afternoon saw stars
more planetarium dad Space rocket spacesuits*

Unit 6

4. Look at the picture of the night sky and describe it.



5. Match the parts of the word-combinations and make up sentences with them.

1. sea	a) of water
2. drops	b) water
3. mighty	c) waves
4. grains	d) economy
5. tap	e) of sand
6. water	f) ocean

Example: *I adore watching sea waves.*

[illegible]

6. Read the questions and write your answers.

Example: *You experimented with water in winter, didn't you?→
Yes, I did. / No, I didn't.*

1. You swam in the river in summer, didn't you?

2. You drank a glass of well water on a hot day, didn't you?

3. You watched sea waves when you were at the sea-side, didn't you?

4. You placed a bottle of water outside the window yesterday, didn't you?

5. The water stretched, didn't it?

6. The bottle cracked, didn't it?

7. Read the beginning and the ending of the story and write its missing part. Use the text "Where Water Comes From" (p. 128 of your textbook).

I am Alex. I like experiments. I always take things apart even if it is my favourite toy car. ...

Unit 6

Now that I know where water comes from, I want to see where it goes.

8. Look at the pictures and write about the secrets of water.



Water is something we can't _____

I adore everything I can _____

I even like _____

One day I placed _____

It turned out that _____

I also want to know _____

There is nothing like _____



9. Find six “plant life” words and make up sentences in writing.

f	b	f	l	b	u	s	h	e	s	m
i	i	l	v	i	t	r	e	e	s	n
e	r	o	s	e	n	t	s	e	z	d
l	i	w	t	g	r	a	s	s	j	s
d	c	e	l	e	w	e	e	d	s	b
s	i	r	c	r	o	p	v	i	n	e

Example: *In spring, there are colourful flowers and greenery all around.*

10. Make up six sentences using the table and write them down.

I		watered the plants	
My friend	have	planted the seeds	
My class-		sprinkled the garden	many times.
mates		grown vegetables	several
My teacher	has	harvested food	times.
My grandma		done the window	before.
My parents		gardening	
		helped my granddad	

Example: *I have planted the seeds many times.*

11. Read the story and answer the questions in writing.**A Wise Plant Story**

When I was a child of four years old, my grandma led me by the hand to the forest and told me a wise plant story.

“Once upon a time there was a small fir tree in the middle of that forest. It had thin short green leaves that were prickly. But it didn’t like its prickly green leaves. It wanted to be like other trees with their broad green leaves. The tree even wished to have leaves of gold. A fairy who was flying through the forest heard the little tree’s wish and she made it come true. In the morning, the tree’s leaves were shiny and gold. The tree was absolutely happy.

At noon, a man came travelling through the forest. He stopped, picked every one of the gold leaves and hurried away. The tree looked down at its bare branches. “Oh,” it said. “ Maybe that wasn’t such a good wish after all. I wish to have my own thin prickly leaves again.” The kind fairy thought it was a good wish and helped the tree to become himself again. The prickly green leaves were just right for the fir tree.

“Being oneself is the best thing to be,” my grandma finished her story. I agree with her, and you?

1. Where did the grandmother take her grandchild?

2. What was her story about?

3. What was the first wish of the fir tree?

4. Who made it happen?

5. What did the traveller do with the leaves?

6. Was the second wish of the fir tree wiser than the first one?

12. Look at the pictures and describe the plant life cycle.



The Plant Life Cycle

Stage One:

Stage Two:

Unit 6

Stage Three:

Stage Four:

Stage Five:

Stage Six:

13. Unscramble the animal words and write sentences with them.

Example: MARTHSE = *hamster*

You've got a hamster at home, right?

IGHOLSF =

TROPAR =

RLEUTT =

ARDZIL =

NAEUIG GPI =

HPEELTNA =



14. Answer the questions in writing.

Example: *Have you ever celebrated May Day?→
Of course, I have.*

1. Have you ever been to the zoo? _____
2. Have you got a pet at home? _____
3. What does your friend's pet look like? _____
- _____
4. What is the perfect pet to you? _____
5. Have you ever seen anything through a magnifying glass? _____
6. What is your favourite book about animals? _____
- _____

15. Complete the sentences of the story "The pet I have never had" in your own way and write your comments.

The pet I have never had

My name is _____.

I am a Ukrainian _____.

I live in _____.

I love _____.

I have always wanted to have _____.

Just imagine: it looks like _____.

It can _____.

I often _____.

_____ together.

But my _____ doesn't want

_____.

What shall I do?!

(Write your comments below.)

16. Look at the picture and write your own page for “The jungle Book “ by R. Kipling .



My Page for “The Jungle Book”



UNIT 7 Travelling

1. Complete the sentences.

Example: *Summer is the best time for travelling for me.*

1. It is so good for travelling because _____.
2. I had the most memorable time _____.
3. I enjoyed _____.
4. I was thrilled _____.
5. Travellers take a lot of pictures _____.
6. Besides _____.
7. _____ took my breath away.
8. I had an amazing holiday and _____.

2. Make up eight sentences on the table and write them.

I		travelling	all day long.
He		taking a snowmobile	when you tele-
We		tour	phoned.
They	was/	sunbathing	at 5 o'clock.
My friend	were	looking through the	all the evening.
My cousins		travelling album	all the holiday
Sam and		swimming in the sea	long.
Ann		surfing	when I saw
Oksana		lying on the beach	them.

Example: *I was swimming in the sea all days long in summer.*

3. Read what children say about their favourite time for travelling and answer their questions in 2–3 sentences.



Bohdan

I'm a winter person and I like travelling in winter. Winter is the best time for seeing snowy and icy wonders. Do you agree?

My family and I usually travel in summer. Dad says that sunbathing and swimming make you healthy. But it is very hot in summer and sometimes the heat is so oppressive. Do you like travelling in such hot weather?



Oksana



Andrew

I personally adore spring. In spring nature awakens from its long winter sleep and I like watching it. We often have short trips out of town and see how the snow melts, how the first grass and spring flowers appear. Isn't it wonderful? _____

I enjoy travelling in autumn because autumn is the most beautiful season. Forests are full of berries and nuts and it's fun to watch hedgehogs and squirrels looking for nuts. I take so many amazing pictures while travelling in autumn. And you?




Helen

4. Draw a picture about travelling in your favourite season (p. 86) and describe it.

The Best Season for Travelling

Unit 7



5. Match the definitions to the words / word-combinations and write 2–3 sentences with them.

1. a tour round the places of interest;	→	a) hiking;
2. an activity of taking long walks in the mountains or country;		b) a sightseeing tour;
3. making you feel relaxed;		c) an experienced traveller;
4. travelling in a small boat for pleasure;		d) very exciting or surprising;
5. a person who knows much about travelling and travels a lot;		e) relaxing;
6. breathtaking.		f) a boat trip.

Unit 7

7. Read the ending of Nick's story about his travelling experience and write its beginning and middle part in 6–7 sentences.

My Unforgettable Travelling Experience



As you see, it was an amazing trip and I enjoyed every minute of it. I really had an unforgettable travelling experience.

8. Look at the pictures and describe Ann's tour round Ukraine.





Unit 7

10. Read two travel agency's ads and compare their suggestions using the words: *exciting, pleasant, comfortable, breathtaking, exotic, expensive*. Follow the model.



Have a Trip to Poland!
You can visit some ancient towns and cities including the capital Warsaw. You'll enjoy magnificent catholic churches and extraordinary sights. If you want to see a seaport Gdansk you can go there by bus. It's a comfortable journey to the sea side. The prices are low. Don't lose you chance!



There is no more exciting trip than a trip to Latvia. You'll have an unforgettable walking tour round the capital Riga, and take a lot of nice pictures. You can go to the Baltic sea coast and have a short "sea trip". There are unusual attractions on the beaches and fantastic food. Do you want to try? Then Latvia is your choice! The prices are moderate.

Model: *I think a trip to Poland is more exciting because there are many ancient buildings there.*

11. Read Tommy's story about his travelling abroad and fill in the missing words and word-combinations from the box (p. 91).

Last summer my family went to Turkey. At first we made a _____ round its capital Ankara. I _____ of amazing places of interest. I have never seen so many _____ ancient buildings in one place! No wonder, it attracts a lot of _____. I also tried some of the Turkish delights, they are really _____.

Then we went to the _____. I _____ every day. You won't recognize me – I am as brown as a nut but very _____.

*tourists sightseeing tour magnificent took pictures
seaside sunbathed happy delicious Turkey*

12. Draw a picture or stick a photo of the place you'd like to visit. Write what you want to see there.

A Travelling of My Dream

[illegible]

Unit 7

13. Match the pictures to the words / word-combinations and write 2–3 sentences with them.



a) beach

↙ b) fortress



c) lawn

d) fish and chips



e) ruins

f) palace



Example: *I saw an ancient fortress in London with my own eyes. It was really a magnificent sight. I even managed to take a few pictures of it.*

14. Complete the sentences.

Example: *While we were travelling, we met our e-pals.*

1. When I was taking pictures _____.
2. _____ when we were making a fire.
3. _____ while we were playing volleyball on the beach.
4. I nearly got drowned _____.
5. We lost our way _____.

15. Read Phil's story about his memorable travelling and answer the questions in writing.

Hi, guys,

My name is Phil. I adore travelling. Every summer my family travels a lot. I'm proud to say that my parents are experienced travellers.

Last summer we travelled to California. We went there by car and stopped at many places, but travelling to Death Valley was the most memorable. It is the lowest and the hottest place in the USA, you know. Summer temperature in Death Valley can be about +54°C. In the 19th century many people who tried to cross the valley died. My dad says it is so hot because the valley is situated between two Californian mountain ranges. It wasn't that hot when we came there.

Our visit was short, but unforgettable.

1. What did Phil adore?

2. Who is an experienced traveller?

3. When does Phil's family usually travel?

4. What means of transport did the family go by?

5. What is Death Valley famous for?

6. Why is the place dangerous for travellers?

16. Look at the pictures and describe children's unforgettable travelling.



Travelling

[illegible]